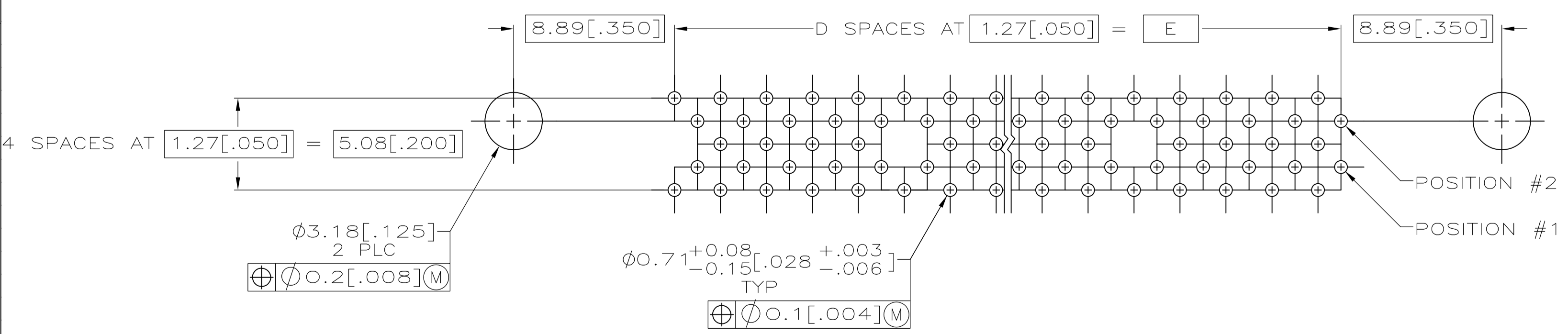
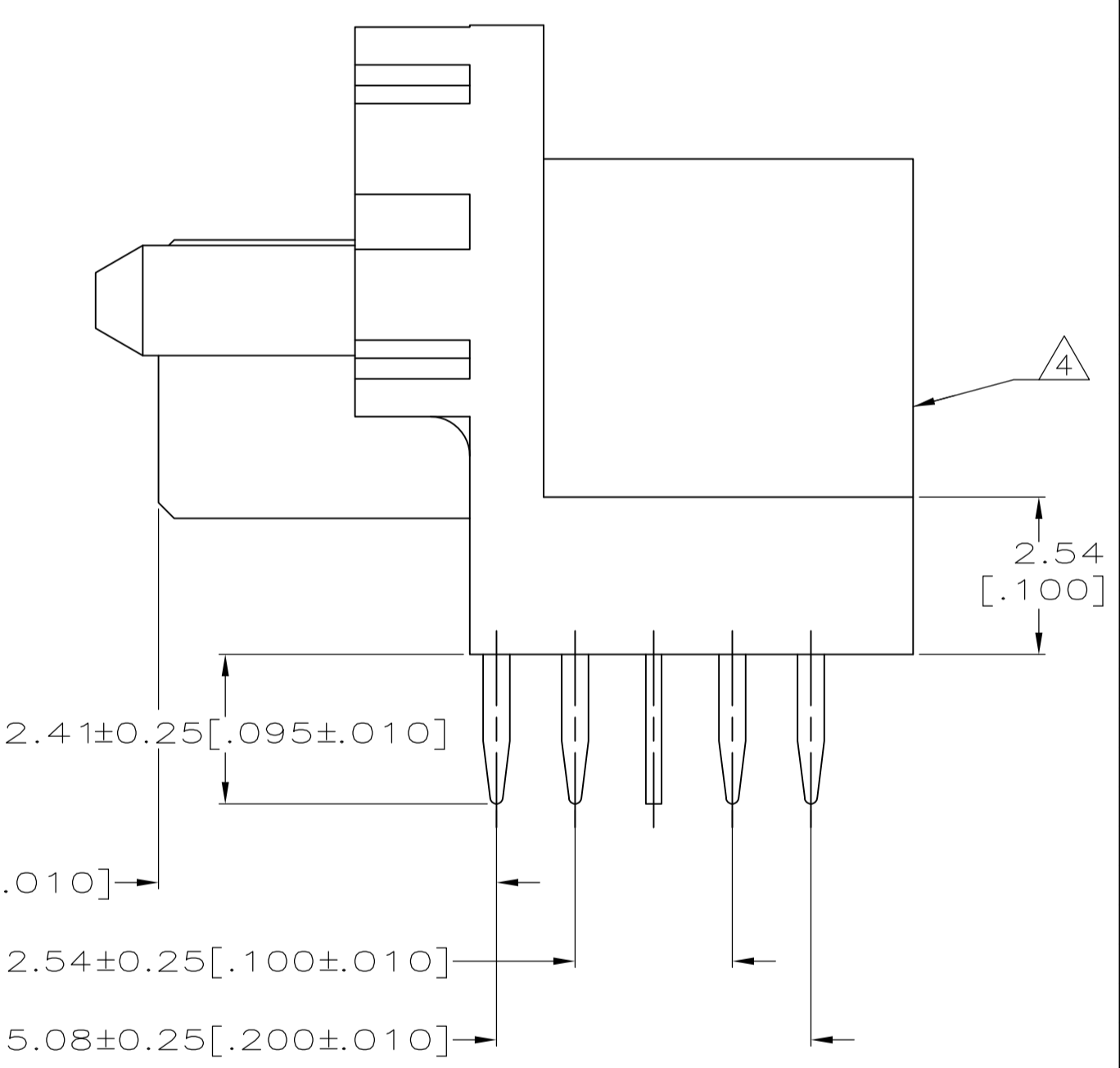
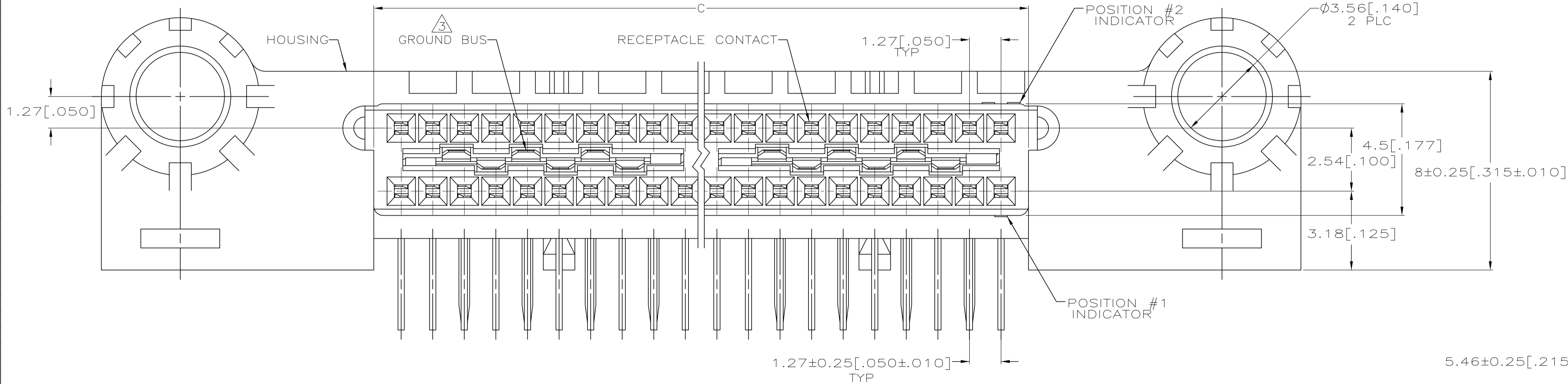


- ① MOLDED PARTS: HIGH TEMPERATURE THERMOPLASTIC, COLOR NATURAL.
RECEPTACLE CONTACTS: PHOSPHOR BRONZE.
GROUND BUSES: PHOSPHOR BRONZE.
- ② CONTACTS & GROUND BUSES: 0.00076(.000030) MIN. GOLD PER ASTM B 488 ON CONTACT AREA, 0.00254-0.00762(.000100-.000300) MATTE TIN PER ASTM B 545 ON SOLDER TAIL, ALL OVER 0.00127-0.00254(.000050-.000100) MATTE NICKEL PER SAE AMS-QQ-N-290 ON ENTIRE CONTACT.
- ③ ONE GROUND BUS WITH 4 TAILS PER EACH 20 RECEPTACLE CONTACTS.
- ④ ASSEMBLIES 140 POSITIONS OR SMALLER HAVE A ONE PIECE ORGANIZER. ASSEMBLIES 160 POSITIONS OR LARGER HAVE MULTIPLE ORGANIZERS OF 40 AND/OR 60 POSITIONS.



RECOMMENDED PC BOARD HOLE LAYOUT
(VIEWED FROM CONNECTOR SIDE)

24.13[.950]	19	26.34[1.037]	41.91[1.650]	48.26[1.900]	40	5536296-9
151.13[5.950]	119	153.34[6.037]	168.91[6.650]	175.26[6.900]	240	5536296-8
OBSOLETE 125.73[4.950]	99	127.94[5.037]	143.51[5.650]	149.86[5.900]	200	5536296-6
OBSOLETE 100.33[3.950]	79	102.54[4.037]	118.11[4.650]	124.46[4.900]	160	5536296-4
87.63[3.450]	69	89.84[3.537]	105.41[4.150]	111.76[4.400]	140	5536296-3
E	D	C	B	A	NO OF POS	PART NUMBER

THIS DRAWING IS A CONTROLLED DOCUMENT.		DIN G ATTADIA 01-19-05		Tyco Electronics Corporation	
DIMENSIONS: mm [INCHES]		TOLERANCES UNLESS OTHERWISE SPECIFIED:		Tyco Electronics Corporation Harrisburg, PA 17105-3608	
0 PLC ± -		1 PLC ± -		NAME: RECEPTACLE ASSEMBLY WITH GUIDES, RIGHT ANGLE, 2.41[.095] TAIL, BOARD TO BOARD, MICRO-STRIP	
2 PLC ± -		3 PLC ± 0.1[.005]		APPLICATION SPEC: 108-1272	
4 PLC ± -		ANGLES ± -		SIZE: A1	
MATERIAL: ①		FINISH: ②		WEIGHT: -	
CUSTOMER DRAWING		SCALE: 10:1		SHEET: 1 OF 1	